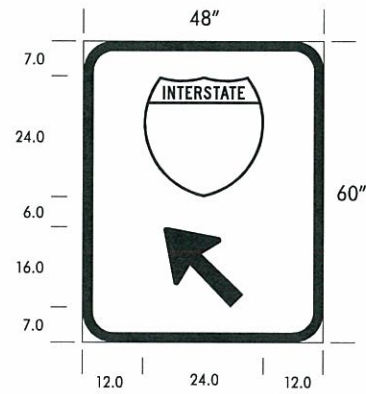


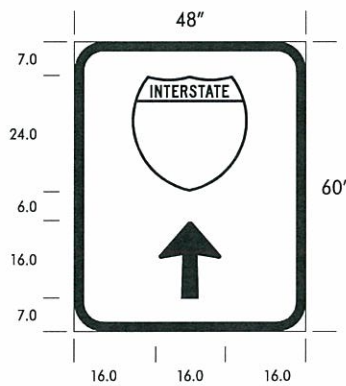
TRFPC36 D:\usr2\2009\_Standards\_TC\517.dgn 6/18/2010 R:\TRAF\_PLOT\leroyh.pen R:\TRAF\_PLOT\bw.tbl

| DESCRIPTION | REVISIONS | DATE |
|-------------|-----------|------|
|-------------|-----------|------|



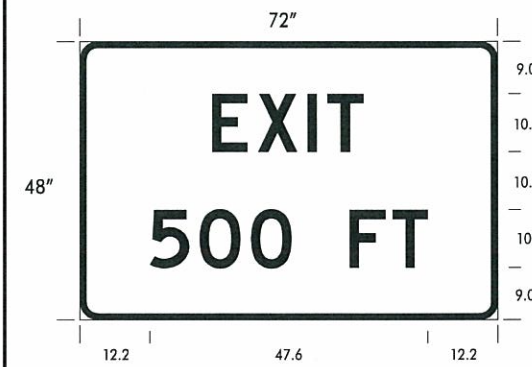
|                |                                  |
|----------------|----------------------------------|
| SIGN           | CONSTRUCTION SIGN-1              |
| WIDTH x HEIGHT | 48" x 60"                        |
| BORDER WIDTH   | 1"                               |
| CORNER RADIUS  | 6"                               |
| MOUNTING       | GROUND                           |
| BACKGROUND     | TYPE: REFLECTIVE<br>COLOR: GREEN |
| LEGEND/BORDER  | TYPE: REFLECTIVE<br>COLOR: WHITE |

| SYMBOL        | X    | Y    | WID  | HT   |
|---------------|------|------|------|------|
| M1_1_2        | 12.0 | 29.0 | 24.0 | 24.0 |
| ARLONG,135deg | 16.0 | 7.0  | 16.0 | 16.0 |
|               |      |      |      |      |
|               |      |      |      |      |
|               |      |      |      |      |
|               |      |      |      |      |



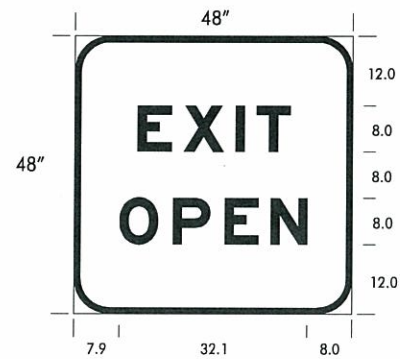
|                |                                  |
|----------------|----------------------------------|
| SIGN           | CONSTRUCTION SIGN-2              |
| WIDTH x HEIGHT | 48" x 60"                        |
| BORDER WIDTH   | 1"                               |
| CORNER RADIUS  | 6"                               |
| MOUNTING       | GROUND                           |
| BACKGROUND     | TYPE: REFLECTIVE<br>COLOR: GREEN |
| LEGEND/BORDER  | TYPE: REFLECTIVE<br>COLOR: WHITE |

| SYMBOL       | X    | Y    | WID  | HT   |
|--------------|------|------|------|------|
| M1_1_2       | 12.0 | 29.0 | 24.0 | 24.0 |
| ARLONG,90deg | 16.0 | 7.0  | 16.0 | 16.0 |
|              |      |      |      |      |
|              |      |      |      |      |
|              |      |      |      |      |
|              |      |      |      |      |




|                |                                  |
|----------------|----------------------------------|
| SIGN           | CONSTRUCTION SIGN-3              |
| WIDTH x HEIGHT | 72" x 48"                        |
| BORDER WIDTH   | 1"                               |
| CORNER RADIUS  | 6"                               |
| MOUNTING       | GROUND                           |
| BACKGROUND     | TYPE: REFLECTIVE<br>COLOR: GREEN |
| LEGEND/BORDER  | TYPE: REFLECTIVE<br>COLOR: WHITE |

| HT FONT | LETTER SPACINGS |     |     |     |      |      |     |      | LEN  |
|---------|-----------------|-----|-----|-----|------|------|-----|------|------|
| 10.0    | E               | X   | I   | T   |      |      |     |      | 26.5 |
| D       | 22.7            | 8.0 | 9.0 | 3.5 | 6.0  | 22.8 |     |      | 72.0 |
| 10.0    | 5               | 0   | 0   | F   | T    |      |     |      | 47.6 |
| D       | 12.2            | 8.6 | 8.6 | 7.0 | 10.0 | 7.3  | 6.1 | 12.2 | 72.0 |



|                |                                  |
|----------------|----------------------------------|
| SIGN           | CONSTRUCTION SIGN-4              |
| WIDTH x HEIGHT | 48" x 48"                        |
| BORDER WIDTH   | 1"                               |
| CORNER RADIUS  | 6"                               |
| MOUNTING       | GROUND                           |
| BACKGROUND     | TYPE: REFLECTIVE<br>COLOR: GREEN |
| LEGEND/BORDER  | TYPE: REFLECTIVE<br>COLOR: WHITE |


| HT FONT | LETTER SPACINGS |     |     |     |     |      |  |  | LEN  |
|---------|-----------------|-----|-----|-----|-----|------|--|--|------|
| 8.0     | E               | X   | I   | T   |     |      |  |  | 26.4 |
| D       | 10.8            | 7.9 | 9.0 | 3.5 | 6.0 | 10.8 |  |  | 48.0 |
| 8.0     | O               | P   | E   | N   |     |      |  |  | 32.1 |
| D       | 7.9             | 9.1 | 8.9 | 7.8 | 6.3 | 8.0  |  |  | 48.0 |



|                |                                  |
|----------------|----------------------------------|
| SIGN           | CONSTRUCTION SIGN-5              |
| WIDTH x HEIGHT | 48" x 48"                        |
| BORDER WIDTH   | 1"                               |
| CORNER RADIUS  | 6"                               |
| MOUNTING       | GROUND                           |
| BACKGROUND     | TYPE: REFLECTIVE<br>COLOR: GREEN |
| LEGEND/BORDER  | TYPE: REFLECTIVE<br>COLOR: WHITE |

| SYMBOL       | X    | Y   | WID  | HT   |
|--------------|------|-----|------|------|
| ARLONG,90deg | 19.0 | 4.5 | 12.0 | 19.0 |
|              |      |     |      |      |
|              |      |     |      |      |
|              |      |     |      |      |

| HT FONT | LETTER SPACINGS |     |     |     |     |      |  |  | LEN  |
|---------|-----------------|-----|-----|-----|-----|------|--|--|------|
| 10.0    | E               | X   | I   | T   |     |      |  |  | 26.5 |
| D       | 10.7            | 8.0 | 9.0 | 3.5 | 6.0 | 10.8 |  |  | 48.0 |




|                |                                  |
|----------------|----------------------------------|
| SIGN           | CONSTRUCTION SIGN-6              |
| WIDTH x HEIGHT | 48" x 48"                        |
| BORDER WIDTH   | 1"                               |
| CORNER RADIUS  | 6"                               |
| MOUNTING       | GROUND                           |
| BACKGROUND     | TYPE: REFLECTIVE<br>COLOR: GREEN |
| LEGEND/BORDER  | TYPE: REFLECTIVE<br>COLOR: WHITE |

| SYMBOL       | X    | Y    | WID  | HT   |
|--------------|------|------|------|------|
| ARLONG,45deg | 18.0 | 10.0 | 12.3 | 12.3 |
|              |      |      |      |      |
|              |      |      |      |      |
|              |      |      |      |      |

| HT FONT | LETTER SPACINGS |     |     |     |     |      |  |  | LEN  |
|---------|-----------------|-----|-----|-----|-----|------|--|--|------|
| 10.0    | E               | X   | I   | T   |     |      |  |  | 26.5 |
| D       | 10.7            | 8.0 | 9.0 | 3.5 | 6.0 | 10.8 |  |  | 48.0 |

| BASIS OF PAYMENT |                    |      |
|------------------|--------------------|------|
| ITEM NO.         | ITEM               | UNIT |
| 880(B)           | CONSTRUCTION SIGNS | SD   |



APPROVED BY TRAFFIC ENGINEER *David Smith* DATE: 6/23/10

TRAFFIC STANDARD  
TRAFFIC CONTROL STANDARD  
CONSTRUCTION SIGNS